

Creating an Observer Account in Canvas

A Canvas Observer is linked to a Canvas Student account. Observers are able to view Canvas Courses that the student is enrolled in, including your own student's assignments, events, and course interactions. Observers do not have the ability to interact with any of content, submit assignments, or communicate with other students or observers in the course(s).

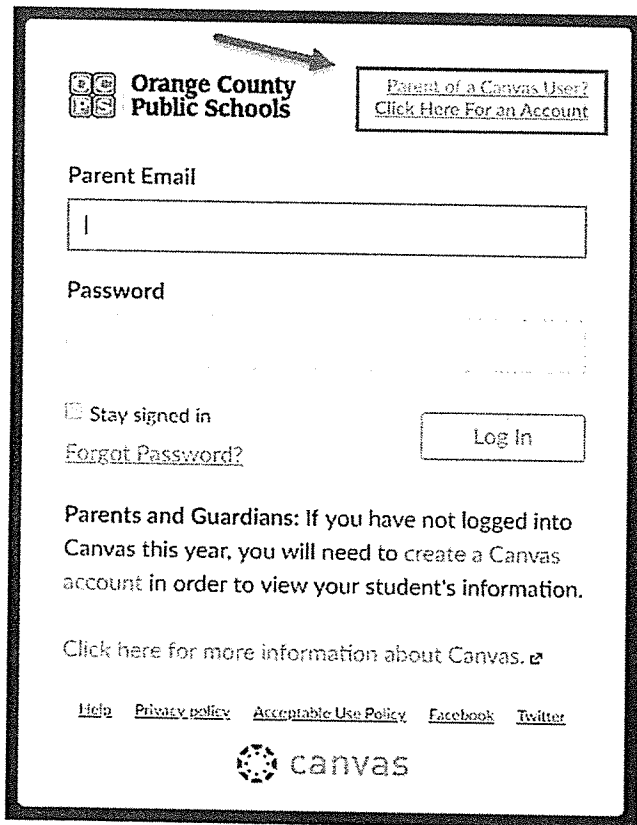
*****Note:** Accounts that were created last year are no longer active.

Creating a New Account on a Computer

1. Using a computer, go to canvasparent.ocps.net.
2. Select the **Parent Login** button.
3. Click the link at the top of the portal to create an account.
4. Enter the **Parent/Guardian Name, Parent/Guardian Email, Create Password, and Student Pairing Code**.

Student Pairing Code Guide:

<https://tinyurl.com/y8dv7cjp>



Orange County Public Schools

[Parent of a Canvas User? Click Here For an Account](#)

Parent Email

Password

☐ Stay signed in

[Forgot Password?](#)

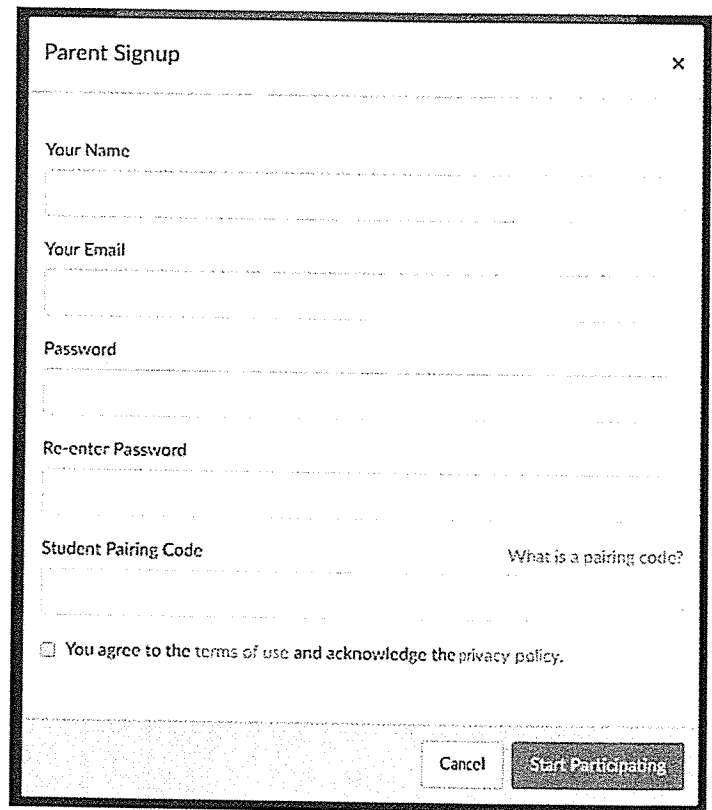
Log In

Parents and Guardians: If you have not logged into Canvas this year, you will need to create a Canvas account in order to view your student's information.

[Click here for more information about Canvas.](#)

[Help](#) [Privacy policy](#) [Acceptable Use Policy](#) [Facebook](#) [Twitter](#)

canvas



Parent Signup

Your Name

Your Email

Password

Re-enter Password

Student Pairing Code

[What is a pairing code?](#)

☐ You agree to the terms of use and acknowledge the privacy policy.

Cancel Start Participating

*****Note:** The student pairing code can be obtained from the student, teacher of the student, or an admin at the school. Pairing codes are only active for 24 hours after generation.

Once your parent observer account has been created, you may pair additional students by following the directions on [this guide](https://tinyurl.com/y8topr5p). (<https://tinyurl.com/y8topr5p>)



Creating a Pairing Code (Student)

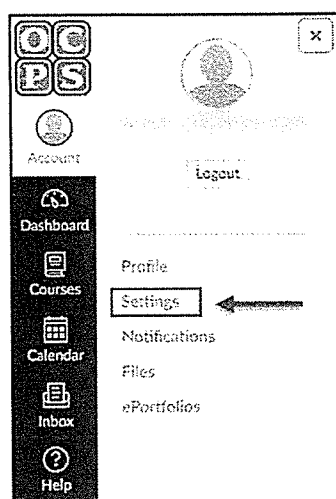
Why do pairing codes need to be generated?

For a parent/guardian to create an observer account in Canvas, they will need the student pairing code. This code is a secure way to generate account associations without sharing student account information.


- Each pairing code will live for 24 hours. That means once the pairing code is generated, it will remain valid for 24 hours, then it expires.
- Each pairing code can only be used once. Once it's used in account registration, the pairing code expires and the observer remains successfully paired. If you want to pair two observers to one student, each observer needs a unique pairing code.
- There's no limit to how many pairing codes can be created per student. If a student creates one for herself, and then an admin creates one for her, both codes are valid for that student for 24 hours.

Student generated pairing codes

1. Once the student is logged in, they will click on **Settings**.



2. Click the **Pair with Observer** button



3. Share the code with your parent/guardian

